

UNIVERSITY OF MINNESOTA
Study Abroad Curriculum Integration
International Education for Undergraduates

**Highlights of Senior Survey of Study Abroad
University of Minnesota, Twin Cities Responses
(2004-2005, 2005-2006 & 2006-2007)**

In October 2004, 2005 and 2006, the University of Minnesota surveyed seniors from the Twin Cities campus as part of the Study Abroad Curriculum Integration initiative that aims to increase study abroad enrollments.

Presented in this report are highlights of the results from seniors' responses in 2004-2005, 2005-2006 and 2006-2007. The number of senior survey responses and response rates are included in Appendix A.

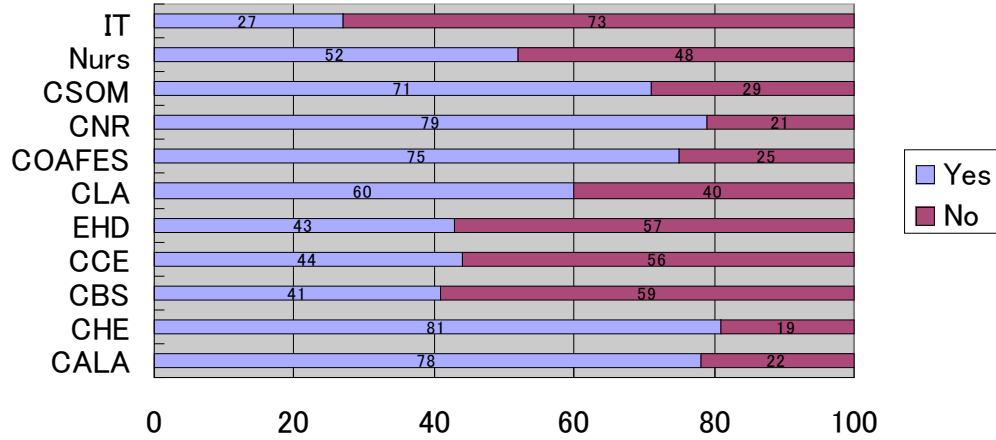
The Study Abroad Curriculum Integration effort has been made possible by the support of the Office of the Executive Vice President and Provost, the Offices of the Vice Chancellors for Crookston, Duluth, Morris, the Office of International Programs, and the Learning Abroad Center. For further information about the study abroad curriculum integration surveys, visit:

<http://www.umabroad.umn.edu/ci/evaluation/index.html>

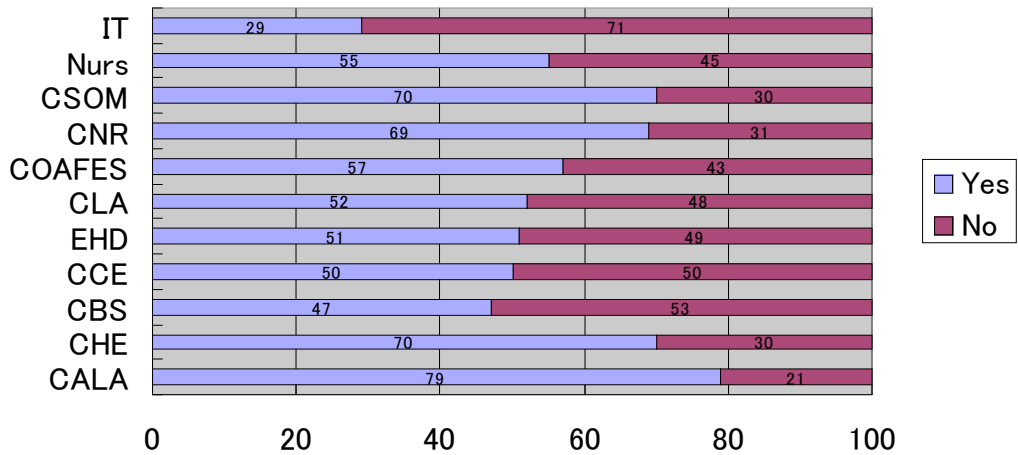
Highlights of Survey Results

1. Have any of your professors ever mentioned study abroad during class?

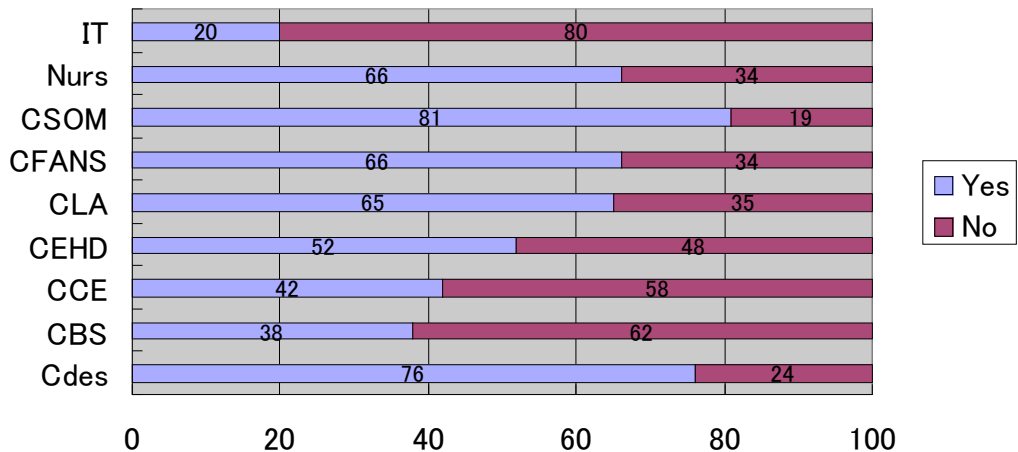
2004–2005 Senior Survey Responses (%)



2005–2006 Senior Survey Responses (%)

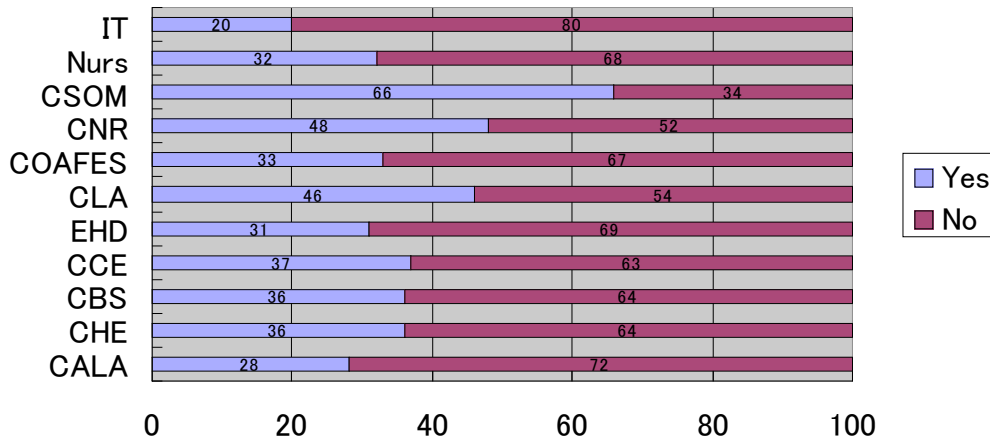


2006–2007 Senior Survey Responses (%)

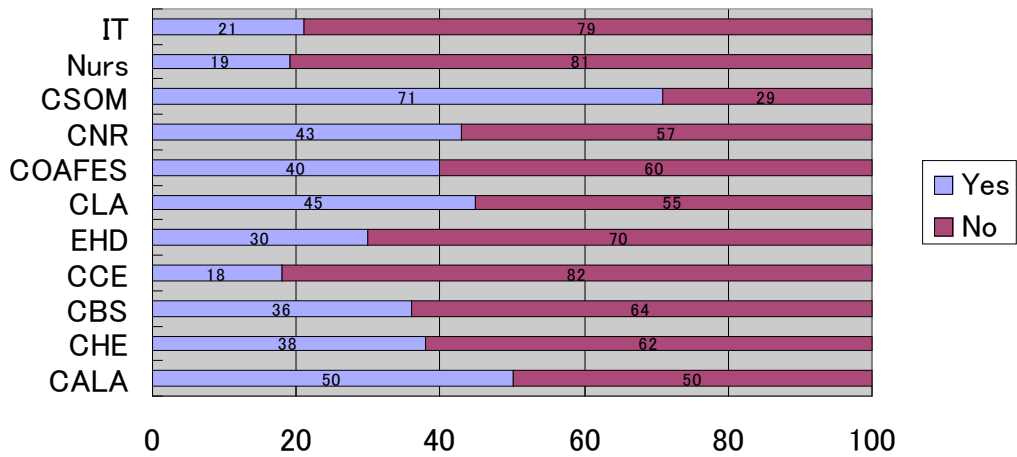


2. Have any of your advisers talked with you about studying abroad?

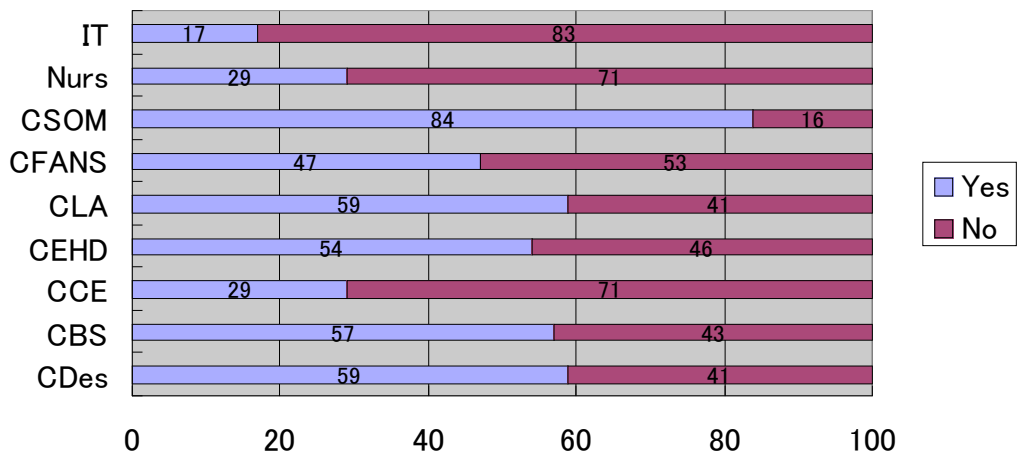
2004–2005 Senior Survey Responses (%)



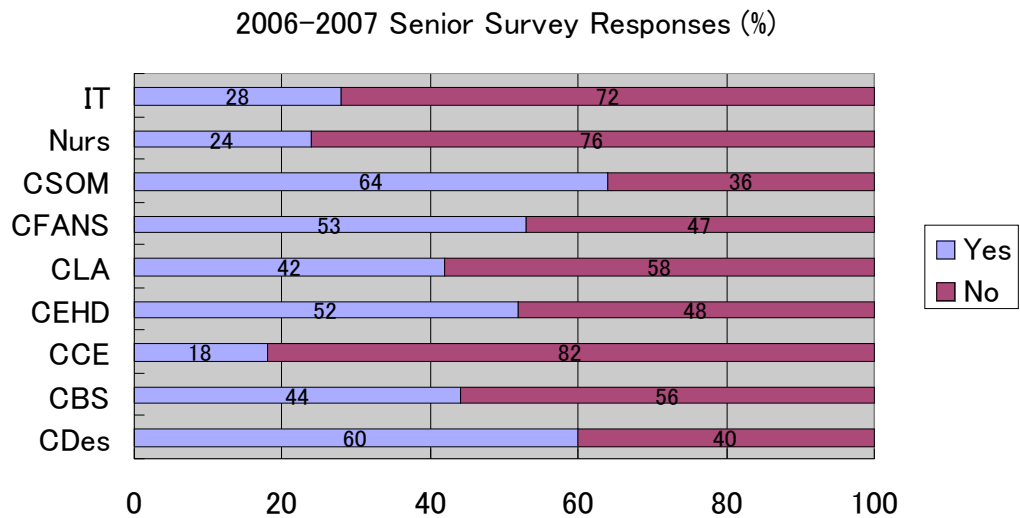
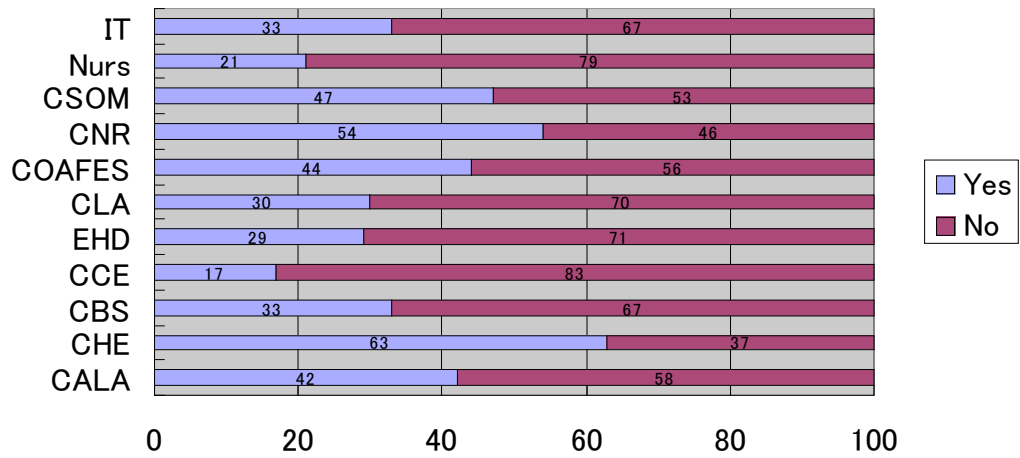
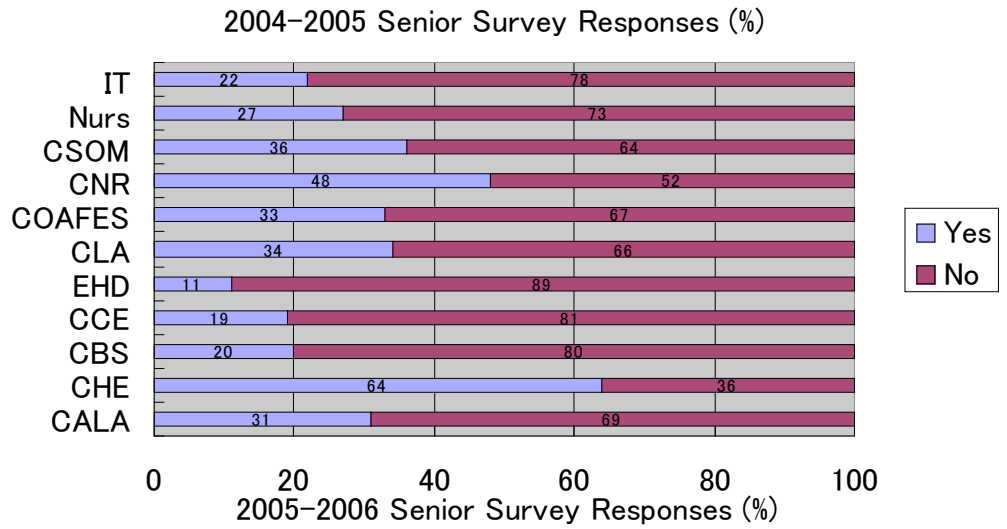
2005–2006 Senior Survey Responses (%)



2006–2007 Senior Survey Responses (%)



3. Have you ever received a study abroad major advising sheet from your college?



Appendix A

Senior Survey: The Number of Responses and Response Rates by Colleges

		2004-2005	2005-2006	2006-2007
IT	Total #	586	619	894
	# of Responses	108	100	87
	Response Rate	18%	16%	10%
Nurs	Total #	233	217	223
	# of Responses	60	47	41
	Response Rate	26%	21%	18%
CSOM	Total #	391	410	617
	# of Responses	101	105	102
	Response Rate	26%	26%	17%
CNR	Total #	168	162	
	# of Responses	44	38	
	Response Rate	26%	23%	
COAFES	Total #	283	337	
	# of Responses	60	63	
	Response Rate	21%	19%	
CFANS	Total #			554
	# of Responses			73
	Response Rate			13%
CLA	Total #	848	898	1,293
	# of Responses	175	164	196
	Response Rate	21%	18%	15%
EHD	Total #	355	349	
	# of Responses	65	70	
	Response Rate	18%	20%	
CEHD	Total #			564
	# of Responses			63
	Response Rate			11%
CCE	Total #	361	350	368
	# of Responses	54	58	38
	Response Rate	15%	17%	10%
CBS	Total #	390	425	654
	# of Responses	114	89	82
	Response Rate	31%	21%	13%
CHE	Sample Size	353	364	
	# of Responses	91	94	
	Response Rate	26%	26%	
CALA	Total #	177	190	
	# of Responses	33	38	
	Response Rate	19%	20%	
CDes	Total #			408
	# of Responses			46
	Response Rate			11%

